

CODE NUMBER

3365263BT

DESCRIPTION

8" Trim Plate, Box Transformer Power Supply, Below Deck
 Thermostatic Mixing Valve, Polished Chrome Finish, 0.5 gpm, Multi-
 Laminar Spray, Infrared Sensor, Optima® Hardwired-Powered Deck-
 Mounted Low Integrated Base Body Faucet.

DETAILS

- Flow Rate: 0.5 gpm (2 Lpm) (0.5GPM)
- Spray Type: Multi-Laminar (MLM)
- Sensor Type: Infrared (IR)
- Mounting Type: 4" Centerset ()
- Trim Plate: 8" (203mm) (8)
- Power Supply: Box Transformer (BOX)
- Temperature Mixer: Below Deck Thermostatic Mixing Valve (BDT)
- Finish: Polished Chrome (CP)
- Factory Default Timeout: 30s
- Factory Default GPC: 0.25

FEATURES

Commercial Grade Faucet, ADA Compliant, Cast Brass Spout, Quick
 Connect Fittings, Integrated Water Shut-off, Wireless Settings
 Adjustment, On-demand or Metered activation, Hygienic Line Flush,
 Water Usage and Battery Strength Reporting, Self-adapting Sensor

ELECTRICAL SPECIFICATIONS

- Battery Life: 3 years 8,000 cycles/month
 - Optional power harvesting significantly extends service life
- Sensor Range: 4" - 5" (102 - 127mm)
- Timeout Adjustment Settings: 30s

POWER SUPPLY OPTIONS

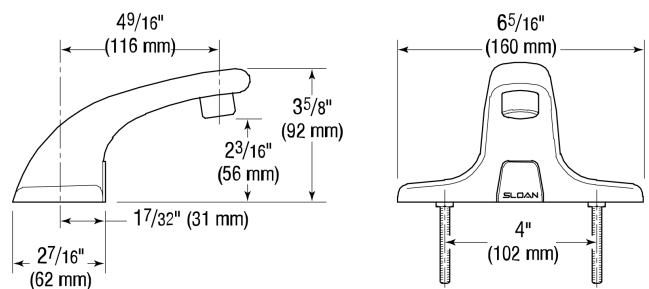
- 6VDC Ganged Adapter Kit (up to 6 units)(sold separately)*
 - 6VDC Plug Adapter (included with PLG models)
 - 24VAC Box Transformer (included with BOX models)
- * when converting units to hardwired with battery back-up

VIDEOS

- ▶ Sloan Connect App®
- ▶ Sloan Optima Below Deck Faucet
- ▶ PVD Special Finishes

DOWNLOADS

- [Optima Smart Faucet Below Deck Installation Instructions](#)
- [Trim Plate Guide](#)
- [Faucet Spray Heads Repair and Maintenance Guide](#)
- [ETF-600/EBF-650 Below Deck Repair and Maintenance Guide](#)
- [Additional Downloads](#)



COMPLIANCES & CERTIFICATIONS



(ADA Compliant, ASME A112.18.1 Compliant, ASSE 1070,
 CalGreen Compliant, CEC Compliant, cUPC Certified, UL
 Certified, UPC Certified, UPC Low Lead Compliant, cUPC Low
 Lead Compliant, EPD, HPD, LEED Materials & Resources EPD
 Credit, LEED Materials & Resources HPD Credit, NYC604.4,
 Proposition 65, Satisfies LEED Credits, TAS, WELL Building
 Standard)

RECOMMENDED SPECIFICATION

Faucet shall include cast brass body, quick-connect fittings,
 twist-off/shut-off solenoid assembly, removable battery
 cartridge, flexible power supply and allow adjustment of
 settings wirelessly via Apple or Android smartphones.

NOTES

All information contained within this document subject to
 change without notice.

Looking for other variations of the ETF-600 product? [View the general spec sheet with all options.](#)

Sloan 10500 Seymour Ave, Franklin Park, IL 60131

Phone: 800.982.5839 • Fax: 800.447.8329 • sloan.com

[Find a matching soap dispenser](#) for this faucet.
[Find a compatible sink](#) for this faucet.

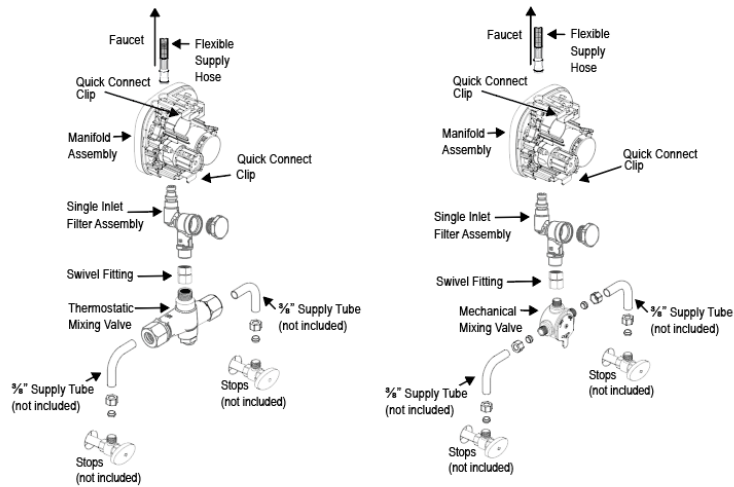
WARRANTY

3 Year

Sloan 10500 Seymour Ave, Franklin Park, IL 60131

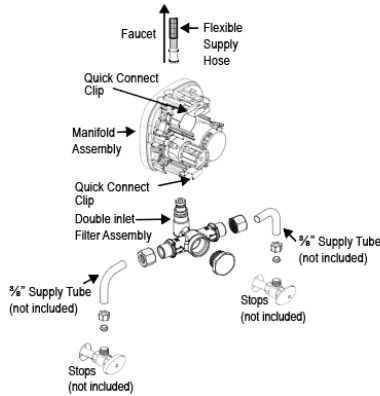
Phone: 800.982.5839 • Fax: 800.447.8329 • sloan.com

ROUGH-IN



**SINGLE INLET FILTER FITTING KIT WITH
BELOW DECK THERMOSTATIC MIXING VALVE (BDT)**

**SINGLE INLET FILTER FITTING KIT WITH
BELOW DECK MANUAL MIXING VALVE (BDM)**



DOUBLE INLET FILTER FITTING